
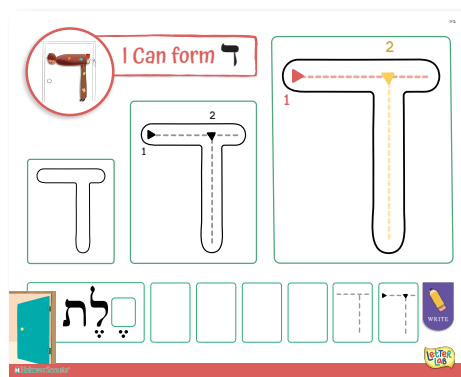




# Learning Target

LETTER LAB  
ALEPH BET GEMS

Letter Lab & Kamatz Gems is a game-based series that weaves Hebrew phonology, letter knowledge, vocabulary and orthography, 20 sets of games and decodable books. These are perfectly designed for centers, small groups and shelf works





# LETTER LAB GEM

## OVERVIEW



	Segment	General Target
Part 1	A-E	Phonological Processing
Part 2	F-G, H-K	Letter Knowledge
Part 3	L-O	Syllable Decoding and Encoding
Part 4	P-R	Word Decoding and Encoding
Part 5	Decodable Books 1-9	Phrase Reading






Note: The Letter Lab Aleph Bet Worklets would coincide with the Letter Lab GEM experiences for letter knowledge which is F, G, H, I, J, and K.





# PART 1 PHONOLOGY

## WITH HEBREW VOCABULARY






	Activity	Target
A	How Many Syllable Clip Cards	Segmenting and Counting Syllables 
B	Robot Syllable Segmenting and Blending Loop Game	Segmenting and Blending Syllables 
C	Rhyme Match Game	Matching Rhymes 
D	Which Doesn't Rhyme Clip Cards	Selecting the odd rhyme out 
E	Does the Body Match? Yes or No	Matching Bodies 

# PROGRESSION PATHWAYS:

Children can progress in two ways, allowing them to learn and grow at their own pace in their own style.

- **Horizontal Progression:** Work from left to right, learning the letters and advancing to more complex skills, such as reading syllables, words or books.
- **Vertical Progression:** Work downward, adding more letters to their repertoire, gradually building their knowledge and skills.



Row	Letters	Syllables	Decodable Words	Decodable Books
 Red	א ב ג ד ה ו	אָ בָּ גָּ דָּ הָ וָ	בָּא, אָב, גָּד, דָּג	1. Father 2. Fish
 Yellow	ז ח ט י כ כּ ד	זָ חָ טָ יָ כָּ כֵּ דֵּ	זָהב, וּן, זָנב, יָד, אָח, אָב	3. Gold
 Green	ל מ ם ן ס ע	לָ מָ םָ ןָ סָ עָ	אָסם, עָנוּ, גָמל, נָח, אָנָס, עָלָה, בָּנָה, יָם, אָדָם, לָבָן	
 Blue	פּ פּ ף צ ק ר	פָּ פֵּ פֶּ צָ קָ רָ	צָב, פָּר, קָטָן, בָּרַק, מָטָר, בָּרַד, הָר, נָהָר, פָּר, פָּרָה, קָרָא, קָנָה, בָּכָה	4. He Went Up 5. Rain 6. Bull 7. Fish in the Sea
 Purple	ש ש ת ת	שָּׁ שָּׂ תָּ תָּ	שָׁפָן, נָחַשׁ	8. Cloud 9. He Drank

# THE FIVE SEGMENTS OF ALEPH BET EXPERIENCES



The activities are thoughtfully divided into five segments, each corresponding to a row of the Aleph Bet. This intentional structure enables a comprehensive and gradual exploration of the Hebrew alphabet, fostering a deep understanding of each letter.

Through this scaffolded approach, children progress sequentially, building upon previous knowledge and skills. This carefully designed progression allows children to apply their Aleph Bet knowledge to learn syllables and early decoding skills as soon as possible, laying a strong foundation in Hebrew literacy skills.

# PART 2 – LETTER KNOWLEDGE

## WITH HEBREW VOCABULARY

ROWS:

◆ Aleph- Vov  
 ◆ Zayin- Final Chof

▲ Lamed- Ayin  
 ■ Pey- Raish

◆ Shin- Tav/  
 Sav


	Activity	Target	Example
F	Alef Bet Discovery Card: Illustrated Hints and Stories	<ul style="list-style-type: none"> <li>• Symbol imagery- remember letter symbols, discriminate between similar letters</li> <li>• Phonemic Awareness at the initial sound level for most letters</li> <li>• Phonemic awareness and the final positions for the final letters</li> <li>• Phonemic awareness in the medial position for letters that only appear in the middle of a word, ex: chof, fey and sometimes vet</li> </ul>	
◆ ◆ ▲ ■ ◆			
G	Alef Bet Playing Cards: Illustrated Hints and Vocabulary	<ul style="list-style-type: none"> <li>• Identifying letters by their first sound</li> <li>• Segmenting the first sound of letters</li> <li>• Phonemic awareness at the initial, final and sometimes medial positions of words</li> <li>• Matching embedded pictures to symbols</li> <li>• Matching picture vocabulary words to letters using target sounds</li> </ul>	
◆ ◆ ▲ ■ ◆			

# PART 2 – LETTER KNOWLEDGE

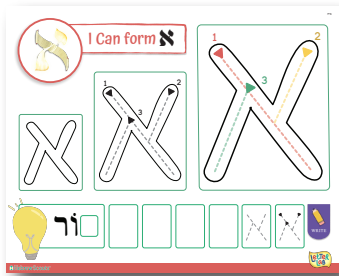

















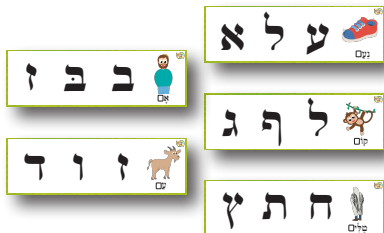





## WITH HEBREW VOCABULARY

ROWS:

 Aleph- Vov  
 Zayin- Final Chof

 Lamed- Ayin  
 Pey- Raish


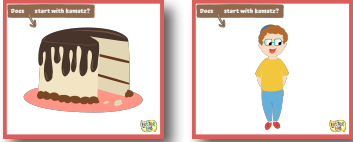
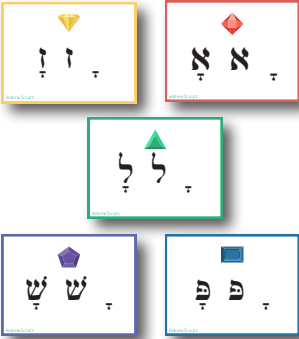


 Shin- Tav/  
 Sav

	Activity	Target	Example
H	Alef Bet Play-doh and Handwriting Maps	<ul style="list-style-type: none"> <li>Tracing big block letters with sequential prompts</li> <li>Tracing medium block letters with sequential prompts</li> <li>Copying letters</li> <li>Copying letters within a word</li> </ul>	
    			
I	Encoding Letters Cards	<ul style="list-style-type: none"> <li>Phonemic awareness at the initial and final sound level</li> <li>Identifying first sounds of letters names</li> <li>Encoding the first letter of a word using a picture</li> <li>Encoding last last letter of a word using a picture</li> </ul>	
    			
J	Initial Sound/ Font Sort	<ul style="list-style-type: none"> <li>Phonemic awareness at the initial and final sound level</li> <li>Identifying first sounds of letters names</li> <li>Identifying for sounds of picture supported words</li> <li>Matching picture words to their first letters</li> <li>Font awareness: matching less familiar fonts of a letter to the more familiar fonts</li> </ul>	
    			
K	Last Letter Clip Card	<ul style="list-style-type: none"> <li>Phonemic awareness in the final position of words</li> <li>Identifying the last sound of words and matching it to its letter</li> </ul>	
    			

# PART 3– READING AND WRITING SYLLABLES

## WITH HEBREW VOCABULARY

**ROWS:** ◆ Aleph- Vov ▲ Lamed- Ayin ◆ Shin- Tav/  
◆ Zayin- Final Chof ■ Pey- Raish Sav
















	Activity	Target	Example
L	Kamatz Sound Discrimination Sort	<ul style="list-style-type: none"> <li>Phonemic awareness with vowels</li> <li>Identifying the kamatz symbol</li> <li>Discriminating between the kamatz sound and other vowel sounds</li> </ul>	
<span style="color: red;">◆</span> <span style="color: yellow;">◆</span> <span style="color: green;">▲</span> <span style="color: blue;">■</span> <span style="color: purple;">◆</span>			
M	Letter + Vowel = Syllable Cards	<ul style="list-style-type: none"> <li>Vowel and letter naming</li> <li>Rhyming the vowel sound with the first sound of letter names</li> </ul>	
<span style="color: red;">◆</span> <span style="color: yellow;">◆</span> <span style="color: green;">▲</span> <span style="color: blue;">■</span> <span style="color: purple;">◆</span>			
N	Syllable Cards	<ul style="list-style-type: none"> <li>Reading syllables</li> <li>Encoding syllables</li> </ul>	
<span style="color: red;">◆</span> <span style="color: yellow;">◆</span> <span style="color: green;">▲</span> <span style="color: blue;">■</span> <span style="color: purple;">◆</span>			
O	Syllable to Word Match	<ul style="list-style-type: none"> <li>Matching words to their first syllables</li> <li>Connecting speech to text</li> </ul>	
<span style="color: red;">◆</span> <span style="color: yellow;">◆</span> <span style="color: green;">▲</span> <span style="color: blue;">■</span> <span style="color: purple;">◆</span>			











# PART 4- READING AND WRITING WORDS

## WITH HEBREW VOCABULARY

**ROWS:**  Aleph- Vov       Lamed- Ayin       Shin- Tav/  
 Zayin- Final Chof       Pey- Raish      Sav

	Activity	Target	Example
<b>P</b>	 Kamatz  Decodable  Cards  	<ul style="list-style-type: none"> <li>Decode single open syllable words</li> <li>Decode single closed syllable words</li> <li>Decode open- open syllable words</li> <li>Decode open-closed syllable words</li> </ul>	  
<b>Q</b>			
<b>R</b>	 Syllable  Fluency and  Word List  Reading Cards 	<ul style="list-style-type: none"> <li>Cumulative syllable reading fluency</li> <li>Cumulative word reading fluency</li> </ul>	 

# PART 5 – NIKUDQUEST DECODABLE BOOKS

	Book	Target	Example
1	Father	<ul style="list-style-type: none"> <li>Letters and syllable up to vet</li> <li>1-2 words phrases</li> </ul>	
2	Fish	<ul style="list-style-type: none"> <li>Letters and syllable up to daled</li> <li>2-3 word per sentence</li> </ul>	
3	Gold	<ul style="list-style-type: none"> <li>Letters and syllable up to yud</li> <li>2 word phrases</li> </ul>	
4	He Went Up	<ul style="list-style-type: none"> <li>Letters and syllable up to raish</li> <li>2-3 word sentences</li> </ul>	
5	Rain	<ul style="list-style-type: none"> <li>Letters and syllable up to raish</li> <li>1 word per page</li> </ul>	
6	Bull	<ul style="list-style-type: none"> <li>Letters and syllable up to raish</li> <li>Two word phrases</li> </ul>	
7	Fish In the Sea	<ul style="list-style-type: none"> <li>Letters and syllable up to raish</li> <li>2 word phrase</li> <li>3 syllable word</li> </ul>	
8	Cloud	<ul style="list-style-type: none"> <li>Letters and syllable up to sin</li> <li>2 word phrases</li> </ul>	
9	He Drank	<ul style="list-style-type: none"> <li>etters and syllable up to sav</li> <li>2 word phrases</li> </ul>	